

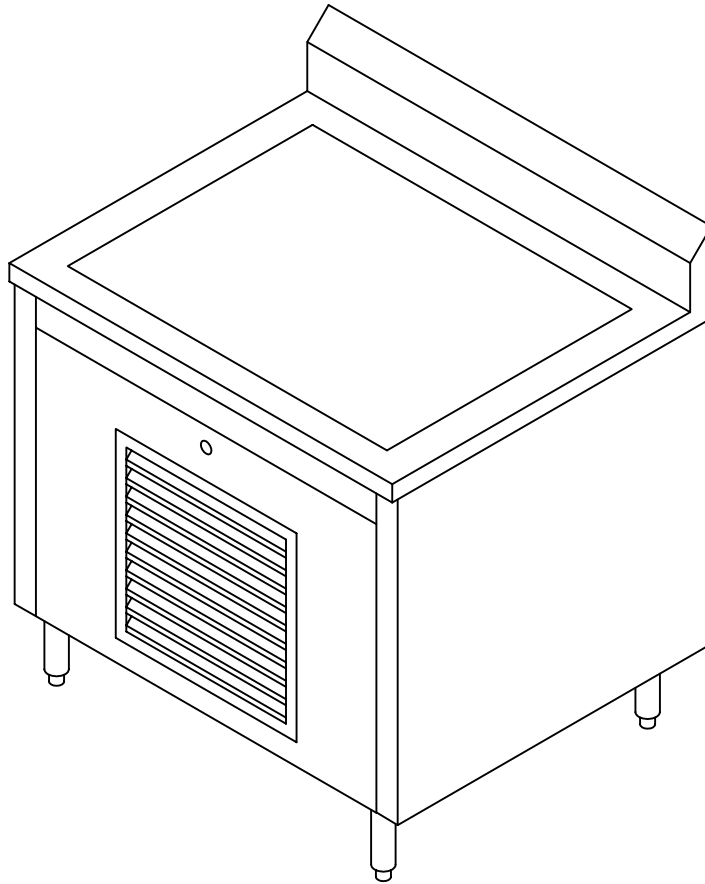
# Commercial Stainless

ITEM # \_\_\_\_\_

QTY. \_\_\_\_\_

MODEL # CUCBD

## UTILITY CABINET WITH BACKSPLASH FOR DROP-IN




### SPECIFICATIONS

UTILITY CABINET TO HAVE 14 GA. TYPE 304, 18/8 STAINLESS STEEL, POLISHED TO A # 4 SATIN FINISH. TOP EDGE TO HAVE 1 1/2" TURN DOWN ON ALL SIDES & 1/2" RETURN ON FRONT EDGE. BOTH ENDS OF UNIT TO HAVE 18 GA. S/S END PANELS. BACKSPLASH TO BE TURNED UP ON 1/4" RADIUS, 6" VERTICALLY, & BACK 2" ON A 45° ANGLE. LEGS TO BE 1 5/8" O.D. S/S, 6" HIGH WITH ADJUSTABLE S/S BULLET FEET. ALL WELDS TO BE GROUND SMOOTH & POLISHED. FRONT PANEL TO BE REMOVABLE 18 GA. S/S. DROP-IN UNITS THAT REQUIRE VENTILATION WILL BE SUPPLIED WITH A 15" X 15" S/S LOUVER.

955 PATTERSON DRIVE  
BLOOMSBURG, PA. 17815  
TELEPHONE: (570) 387-8980 FAX: (570) 387-8982



CUSTOM BUILT  
FOODSERVICE  
EQUIPMENT 



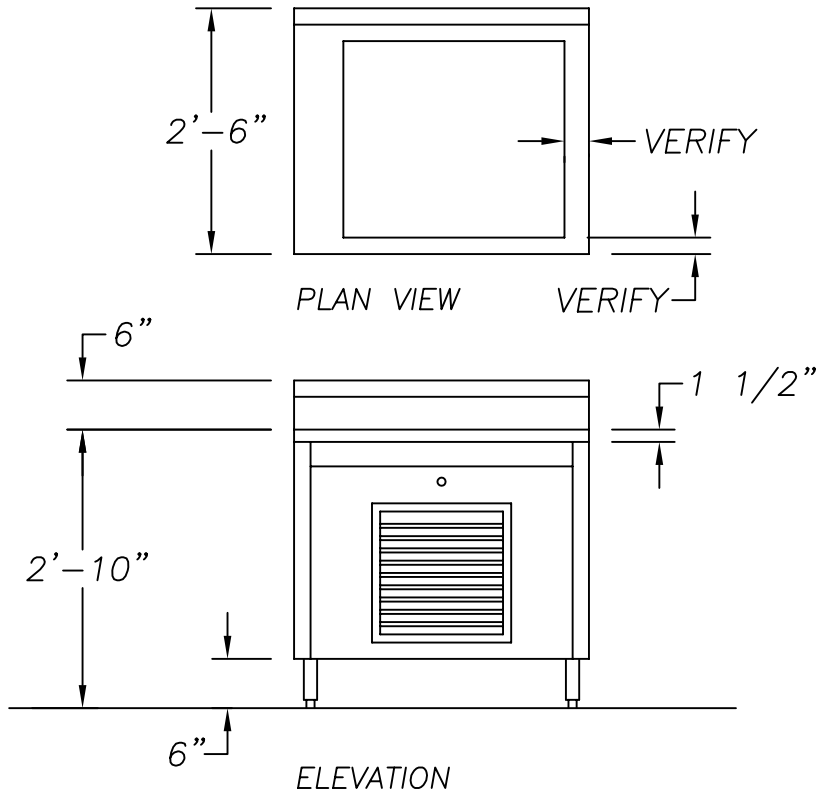
# Commercial Stainless

ITEM # \_\_\_\_\_

QTY. \_\_\_\_\_

MODEL # CUCBD

## UTILITY CABINET WITH BACKSPLASH FOR DROP-IN



DROP-IN MFG. \_\_\_\_\_

DROP-IN MODEL \_\_\_\_\_

### OPTIONS

- |                                   |                                |
|-----------------------------------|--------------------------------|
| 1. 16 GA. S/S TOP                 | 2. ROLLED EDGE TOP             |
| 3. MARINE EDGE TOP                | 4. 1 1/4" SQUARE STEEL FRAME   |
| 5. 5" DIA. SWIVEL CASTORS         | 6. 1 1/4" SQUARE S/S FRAME     |
| 7. FLANGED FEET                   | 8. REMOV. S/S KICKPLATE        |
| 9. SOUND DEADENING                | 10. REMOV. LAMINATED KICKPLATE |
| 11. PLASTIC LAMINATED PANELS      | 12. SPLASH ON LEFT END         |
| 13. S/S TRAY SLIDE                | 14. SPLASH ON RIGHT END        |
| 15. 3/4" R. TURN-UP ON BACKSPLASH | 16. 1" THICK BACKSPLASH        |
| 17. LENGTH _____                  |                                |

955 PATTERSON DRIVE  
BLOOMSBURG, PA. 17815  
TELEPHONE: (570) 387-8980 FAX: (570) 387-8982



CUSTOM BUILT  
FOODSERVICE  
EQUIPMENT 