



# Commercial Stainless

ITEM # \_\_\_\_\_

QTY. \_\_\_\_\_

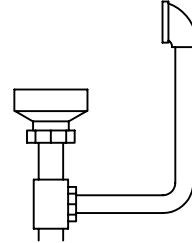
MODEL # COD

## OPTIONAL DRAINS



BASKET DRAIN

1 1/2" NPS TO BE MODEL # COD-1010



BASKET DRAIN WITH OVERFLOW


1 1/2" NPS TO BE MODEL # COD-4980



LEVER WASTE

1 1/2" NPS TO BE MODEL # COD-7300

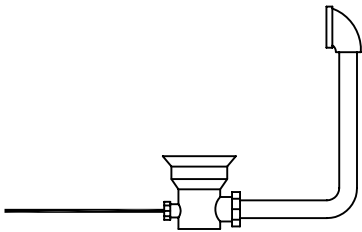
2" NPS TO BE MODEL # COD-7400



TWIST WASTE

1 1/2" NPS TO BE MODEL # COD-7100

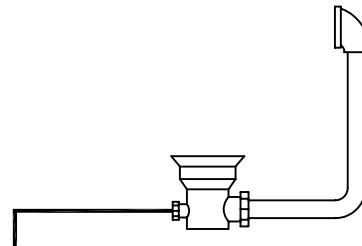
2" NPS TO BE MODEL # COD-7200



LEVER WASTE WITH OVERFLOW

1 1/2" NPS TO BE MODEL # COD-7315

2" NPS TO BE MODEL # COD-7415



TWIST WASTE WITH OVERFLOW

1 1/2" NPS TO BE MODEL # COD-7115

2" NPS TO BE MODEL # COD-7215